


Product Range Mobility solutions



Contents

ABOUT KLEEMANN

Mission	3
Innovation	6
Brand values	7
Corporate pillars	8

SERVICES & TOOLS

KLEEMANN Hub	12
KLEEMANN Portal	14
KLEEMANN E-shop	16
KLEEMANN Academy	17
KLEEMANN Design	18
After Sales Service	20

FEATURES & UPGRADES

KLEEMANN Live	24
Green lifts	26
Hygiene Line	28
Anti – Vandal	30
Earthquake Resistant	30
Destination Control System	31
Firefighting	31

PRODUCTS

Elevators

Passenger lifts	
FlexyLIFT R	34
Atlas Basic	36
Atlas RPH R	38
Atlas Gigas R	40
HRS	42

Homelifts	
Maison100 E	44
Maison100 H	46

Freight lifts	
Hydraulic	48
Atlas Super Gigas	50

Comparative technical chart	52
-----------------------------	----

Modernization solutions 55

Accessibility solutions	
FreeSTAIR with seat	60
FreeSTAIR for wheelchair	62
FreeSTAIR Hydraulic Lifting System	64

Escalators & Moving walks

Escalators	
KEC Commercial	68
KEH Heavy Duty	68

Moving walks	
KTC Commercial	69
KTH Commercial	69
KTW Heavy Duty	69

Parking Systems

Car lifting systems	
KTS 2200	72
KTS 3000	72

Scissor lift platforms	
Single Scissor Platform	73
Double Scissor Platform	73

Vehicle Turntable	
Vehicle Turntable	74

Parking systems	
Hydro Park 1127	75
Hydro Park 1123	75
Hydro Park TPTP-2	75

Puzzle parking systems	
BDP-2	76

Independent Parking Systems	
Starke 2127	77
Starke 2227	77

Marine solutions

Passenger Elevators	80
Crew Elevators	81



A world of motion where everything is possible

Since day one, back in 1983, our core aim has been clear. To create, together with our partners, a better mobility experience for people, through lifts that excel in safety, technology, innovation, efficiency and aesthetics. Today **KLEEMANN** is amongst the most important lift manufacturers in European and global markets, with products and applications that range from residential and commercial lift systems for persons or freight, to escalators, moving walks, accessibility solutions, marine lifts and lift components.

More than just lifts

Think of life as a powerful force for evolution. Lifts not only move people and freight to the next floor. They are actually moving life, taking part in all its social and economic aspects.

Life-space mobility has transformed, and moving with ease and safety inside buildings has become more important than ever.

KLEEMANN products are the yield of distilled experience and compact knowledge of how people move and interact. Going beyond nuts and bolts and in the era of digital transformation and sustainability, KLEEMANN lifts are spaces that merge the physical aspect of life with the digital factor. Contemporary solutions that serve and facilitate current life and lead it to the future.




WIDEST PRODUCT RANGE IN THE WORLD	EXPERTS IN SPECIAL PROJECTS
	
WORLD CLASS DESIGN	RECORD FAST DELIVERY FOR STANDARD PRODUCTS
	



The spirit of innovation

Innovation is key to every KLEEMANN operation, from engineering and technologies, to creating smart and digital tools. Over time, the company has invested in state-of-the-art testing towers and in the integration of IoT and energy saving technologies, production automation and new digital processes.



Innovation drives everything we do

KLEEMANN China testing tower



Inspiring values

KLEEMANN values are interwoven with the company activities. They are reflected in the management model and in the entire range of its operations.

Safety

We take all necessary measures to ensure the health and safety of our personnel, customers and users when using our products and within our premises.

Trust

We do what we say and we say what we do. We place trust in our people and their abilities. At KLEEMANN, we are a united front. We are all aligned with each other and with our vision.

Passion for People

The well-being of our colleagues and customers of utmost importance to us. We invest in the strength of the bond between the company and its personnel. We are truly passionate about what we do and we strive to create opportunities for personal and professional development for all.

Breakthrough Culture

Innovation, growth, development and improvement are all vital to our business model. We set high goals, we commit to them, we take risks and we determinedly turn any opportunity into a learning experience. We are not afraid to fail.

Certified Quality

The high and consistent quality of KLEEMANN production processes, products and services is a non-negotiable commitment. At KLEEMANN, we implement a complete Quality Assurance System that meets all safety and quality standards and exceeds typical requirements. We apply more than 80 internal procedures and comply with:

EN ISO 9001: 2015
Quality Management - System

EN ISO 10002: 2014
Quality Management - Customer Satisfaction

EN ISO 14001: 2015
Environmental Management System

EN 1090-1: 2009 + A1: 2011
Steel and Aluminum Structure (sets)

EN ISO 45001: 2018
Occupational Health and Safety Management System

EN ISO 14006: 2011
Eco design standard




People at the heart



Seeing and understanding human activity, makes KLEEMANN create solutions based on real wants and actual needs. This dedication to excellence in the service of people, is reflected in all decisions and initiatives.

Strong focus on values such as trust, responsibility and loyalty towards employees, customers, users and business partners, has been recognised by the industry through various awards related to corporate value, coaching, customer service, Health & Safety and Best Workplaces.



Sustainable growth

Expanding the people-oriented approach to environmental protection, KLEEMANN prioritizes sustainable growth and applies practices of responsible energy use. Energy efficiency and transition to sustainable energy are moving corporate action, production and everyday activities.



Flexibility & custom solutions

The focus on being flexible and agile, makes KLEEMANN easily adjustable to wants and prerequisites. Any scale project around the world can be served with pre-engineered or fully customized solutions that target to a superior vertical mobility experience.



Effortless customer experience

With experience, know-how and real dedication in understanding customer needs, KLEEMANN is offering a carefree customer journey. Business is easier with KLEEMANN.





Services & Tools

KLEEMANN Hub
KLEEMANN Portal
KLEEMANN E-shop
KLEEMANN Academy
KLEEMANN Design
After Sales Service



KLEEMANN Hub

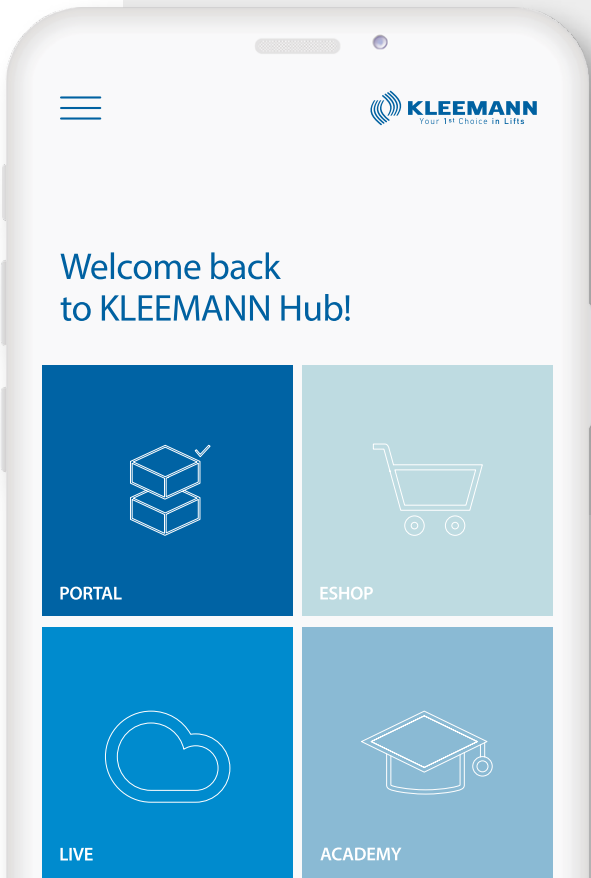
One operation center for all KLEEMANN digital tools. Offering quick access, the Hub is a **user-friendly connection space**, easy to navigate and control, with customizable environment and clean-cut design. KLEEMANN Hub will become your daily routine.

Features & Advantages

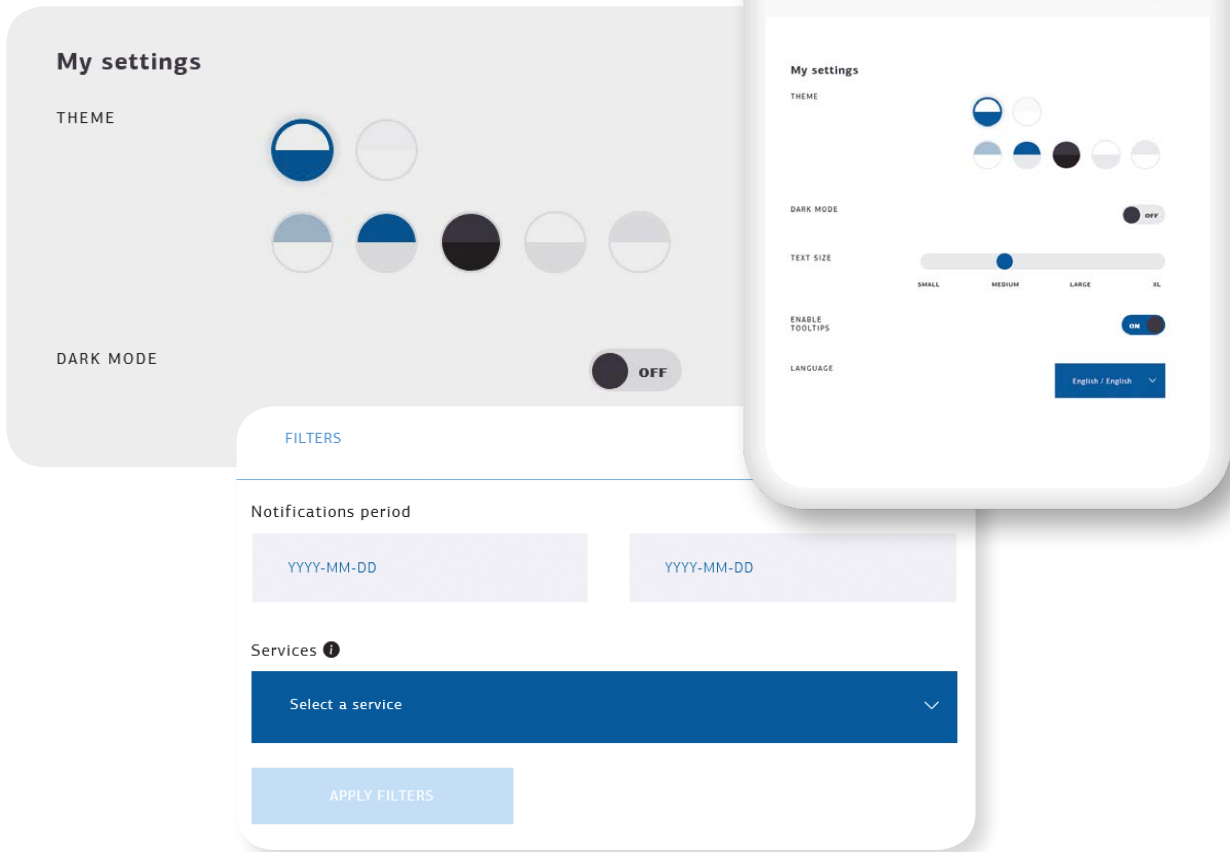
- All our digital tools in one space:
KLEEMANN Portal
KLEEMANN Live
KLEEMANN Academy
KLEEMANN E-shop
- Easy to navigate
- Customizable environment
- Always updated about news & features
- Special promos, available only for KLEEMANN Hub users
- Flexible users' profile management

How to

Go to www.hub.kleemannlifts.com
Subscribe and login to a protected environment



[Learn more](#)



Easy to navigate

Smooth UI

- Clear – cut dashboard design
- Minimal

Customizable design

- 7 available theme options
- 4 text size options
- 8 languages (EN, GR, DE, FR, RU, CN, PL, SP)

Easy to manage

- Autonomous management of your company's users by your admin
- Easy addition/removal of users
- Simple users' profile management
- Users' access to KLEEMANN tools managed by your admin

Notifications

View notifications or promos by Date or by App



KLEEMANN Portal

Designed and developed for maximum ease, KLEEMANN Portal is **an innovative online tool** that allows you to quickly and easily create detailed designs, view changes in real time, receive quotes and order lifts tailored to any project in just a few minutes



Highlights & Features

All popular
KLEEMANN
products
available, online,
at the best price

Highlights

- Offer available in 5 minutes
- Planning data available in 10 minutes
- Online order
- Upgraded user experience
- Fast delivery time

Features

- Detailed designs and quotes
- Integrated cabin design options. Real-time changes
- Optimum solutions for the given dimensions of the shaft
- Realistic 3D plans and views. Real-time changes
- Auto correction
- Installation plans generated by the KLEEMANN Portal
- Responsive web design

Order online

Atlas Basic
Atlas Gigas R
Atlas RPH R
FlexyLIFT R
Maison100 H
Maison100 E
Core Lift (Available only online)

Contact your sales representative

to get access from your desktop,
tablet or mobile device



KLEEMANN E-shop

A quick and easy tool to **upgrade the ordering process for spare parts**. It serves inquiries for orders supplied by KLEEMANN and for stock orders through a wide available range.

Features & Advantages

- Quick & easy ordering
- Fast service via simple procedures
- Instant updating about the order status
- View the analysis of the automatic door equipment according to the order's specifications
- Order manufacturing equipment for your original order
- Place order for spare parts that require custom production procedures, by visiting the SPECIAL INQUIRY section
- Visit the SPECIAL INQUIRY section also for any spare parts, not listed in the E-shop

How to

Go to www.kleemannlifts.com and register to access the E-shop



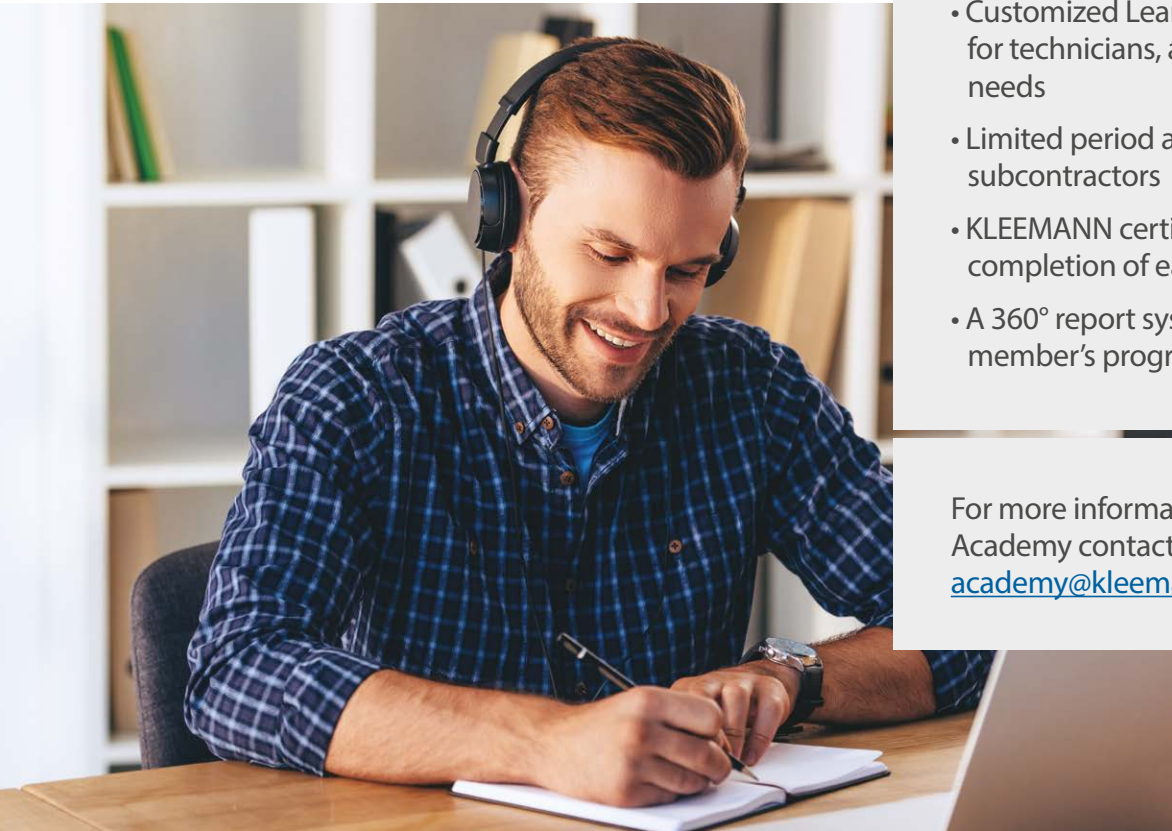
KLEEMANN Academy

KLEEMANN Academy is an **online education platform for lift technicians**, designed to remotely offer training on KLEEMANN lifts. By joining the Academy, the visitor gains access to easy, useful, educational content, takes part in virtual events and upgrades knowledge on the KLEEMANN world of lifts.

Getting the knowledge, remotely

- Live webinars
- Educational material
- Live events on product installation
- Self-paced, downloadable lessons
- Email notifications concerning new courses
- Constant update on any technical changes & training priority
- Customized Learning Path creation for technicians, according to specific needs
- Limited period accounts for subcontractors
- KLEEMANN certification with the completion of each lesson
- A 360° report system on each team member's progress

For more information on KLEEMANN Academy contact: academy@kleemannlifts.com






KLEEMANN Design

Design is for people. Every project KLEEMANN undertakes, is an opportunity to provide solutions of aesthetic excellence, covering all engineering prerequisites, adapting to regulations and taking the best out of any apparent restriction.

Creative power

Design has to integrate reality, foresee tomorrow and create an elevated user experience. Rather than thinking of an elevator as a box that moves, we see it as an active social space in a building, that is used and lived by people.

Industrial designer Andreas Zapatinas joined the creative forces of KLEEMANN in 2007 and new technical and aesthetic solutions have been explored. Since then, the experienced KLEEMANN Design Team has build on these fundamental ideas taking KLEEMANN lifts to the next level.



KLEEMANN Design Services

A special Design Team serves as the creative force behind the development of lifts for any challenging project. Our designers combine solution-oriented design with a service-driven approach, delivering:

- High quality virtual proposals
- Digital animation of your project
- Architectural design assistance directly with you
- Architectural assistance to determine materials
- On site visit / feedback from you

Custom solutions

KLEEMANN enjoys a favorable worldwide reputation for its customized design expertise. KLEEMANN offers pre-engineered or fully-customized elevators, to perfectly fit in each and every project. Being vertically integrated, KLEEMANN designs and manufactures in a way that enhances expertise and flexibility to respond reliably, quickly, precisely, and cost effectively to customer's specifications.

How to


Contact our Design Team and transform your building at design@kleemannlifts.com



KLEEMANN After Sales Service

To ensure that designing, ordering, receiving and maintaining products is as stress-free and effortless as possible, KLEEMANN provides dedicated service teams that offer additional **support and guidance at every stage.**

- 24/7 support in 9 languages
- Detailed technical manuals & illustrations
- Lift Tester app to test performance on site
- KLEEMANN Live system
- KLEEMANN E-shop for 24/7 spare parts orders
- Network of local spare parts warehouses on strategic map locations
- Quick & efficient delivery system
- Field visit available upon request
- Service team available to support 1st KLEEMANN installation on site
- Troubleshooting webinars





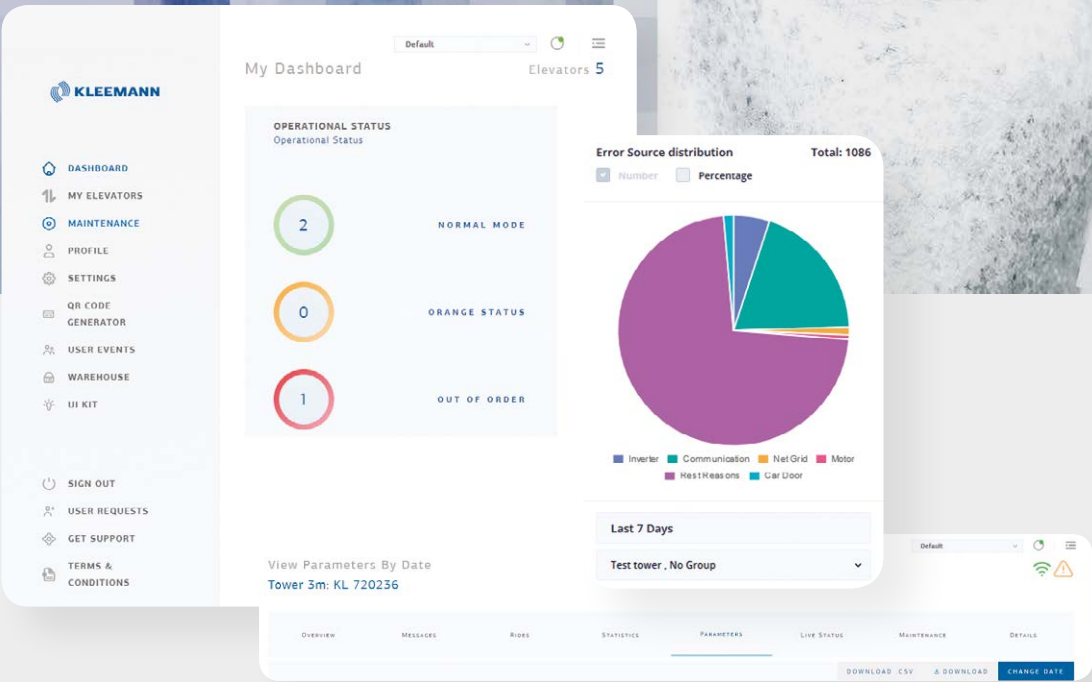
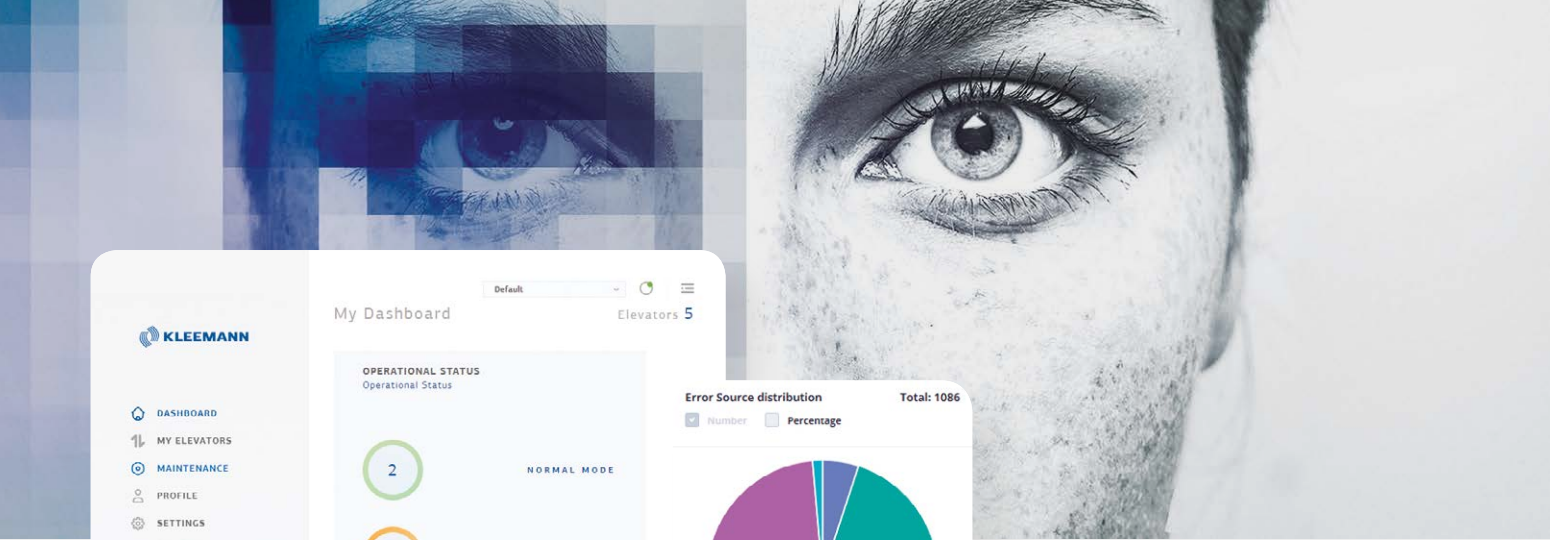
Features & Upgrades

KLEEMANN Live
Green lifts
Hygiene Line
Anti – Vandal
Earthquake Resistant
Destination Control System
Firefighting



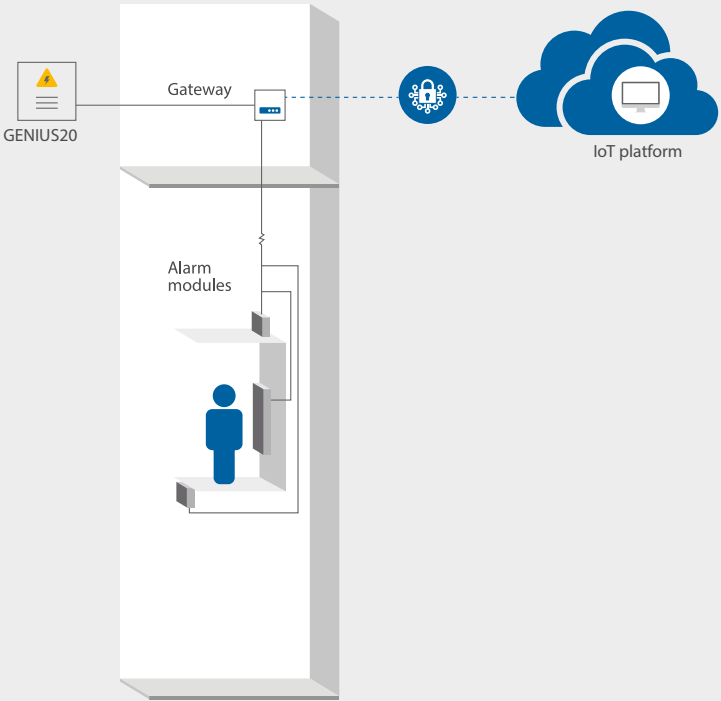
KLEEMANN Live

KLEEMANN Live is an IoT system that collects, transmits, analyzes data and provides insights for lifts in real time. It keeps you linked 24/7 so you can have access to the lifts' status remotely any time, offering peace of mind to customers.



All needed is

- A new or existing installation with GENIUS20 control panel
- The plug & play hardware (gateway–autodialer)
- A SIM card with data
- To visit live.kleemannlifts.com using your KLEEMANN credentials



Daily check routine

- See the live status of all connected lifts
- Check messages
- Inspect rides & statistics
- Check parameters
- Send commands and calls to the elevator and get insights
- Edit parameters if needed

Benefits

SAVE TIME & MONEY

CONTROL REMOTELY & LIVE FROM ANY DEVICE

ALWAYS ALERT & FORWARD PEACE OF MIND FOR YOUR CUSTOMERS

GAIN KNOWLEDGE GROW YOUR BUSINESS



Green lifts

KLEEMANN believes in sustainable development and actively safeguards the right of future generations to inherit a safe, healthy and prosperous environment.

Leveraging on innovative methods from engineering to production, KLEEMANN provides Green lifts that feature a range of eco-friendly options.



A

REGENERATION OF "CLEAN ENERGY"

Regenerative power through integrated components (Regeneration Drive)

REDUCTION OF OPERATING COSTS

Standby Mode function and LED lighting for greater energy saving

REDUCTION OF CO₂ EMISSIONS

Contribution to reduction of CO₂ emissions makes the elevator more environment friendly

EFFICIENCY IN POWER SUPPLY

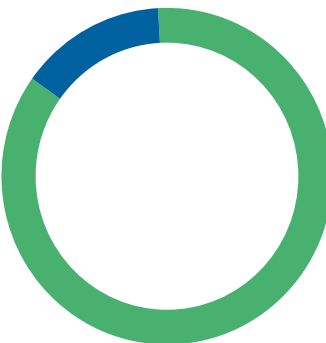
All KLEEMANN traction lifts feature VVVF drive, regulating power supply for energy efficient operation



At our production processes

82,96%

of total electricity consumed in 2020 in our facilities, came from Renewable Energy Sources (RES).



CERTIFIED EMS (ENVIRONMENTAL MANAGEMENT SYSTEM) ACCORDING TO

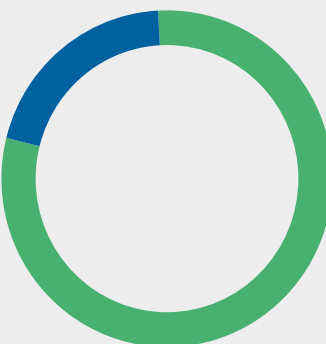
ISO 14001

Covers the production unit in the industrial area of Kilgis (office, facilities & factories).

At our products

75%

More than 75% of the waste from the installation of a KLEEMANN elevator is recyclable.



ECO-DESIGN PRODUCTS ACCORDING TO

ISO 14006

KLEEMANN provides Environmental Fact Sheets for Atlas Basic, Atlas Gigas R, Atlas RPH R (for 450kg and 630kg), FlexyLift R, Maison100 E

Regular assessment on products' full life cycle

Achievement of eco-optimized product design

- Less raw materials
- Less paints
- Less cables

Available upon request

- Lift energy efficiency studies according to VDI 4707-1 & ISO 25745-2
- Application of environmental assessment methods for energy analysis BREEAM (UK) / LEED v4 (US)



Hygiene line

Cabin hygiene has always been a key challenge in lift engineering and design. KLEEMANN presents an innovative series of solutions for **safer cabin environment** and extra protection for passengers at all times.

Air Purifier

A solution for pure uncontaminated air in the cabin, clean of bacteria & viruses



Touchless buttons

An 100% antibacterial solution that operates by infrared induction which detects the call's activation



Anti-Bacterial buttons

Blue Line KLH-42R buttons with nano-silver coating, that can provide antibacterial and antifungal protection



Upgrades
Anti-vandal



Anti-vandal (EN 81-71)

Anti-Vandal lifts withstand heavy use and abuse, thanks to vandalism resistant materials. Ideal solution for busy public spaces.

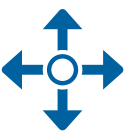
Advantages

- Designed according to EN 81.71
- Reduced number of incidents and costs of damage repairs
- Robust and of high technology for exceptional ride quality

How to

To help eliminate any damage caused to lifts in unsupervised settings, we offer a complete product which adheres to Cat 1 and Cat 2 of EN 81-71. For more info go to:
<https://kleemannlifts.com/product/feature/anti-vandal-lifts>

Upgrades
Destination
Control System



Destination Control System

The Destination Control System increases efficiency in lift operation and exceedingly reduces waiting times in buildings with high traffic density

Advantages

- Passenger comfort
- Energy saving / Cost reduction
- Flexible configuration
- High efficiency and safety

How to

Find out everything about DCS at
<https://kleemannlifts.com/product/feature/destination-control-system>

Upgrades
Earthquake
Resistant



Earthquake Resistant lifts (EN 81-77)

KLEEMANN is the first in Europe to exclusively introduce a system that turns any hydraulic or traction lift to earthquake resistant

Advantages

- Seismic sensor for seismic waves detection
- Passenger notification automation
- Special armoring in vital parts
- In compliance with EN 81-77 or ASME A17.1
- Option for upgrading lifts by partial installation
- Smooth operation and reliability

How to

For more information check:
https://www.youtube.com/watch?v=S_dcUw5-E6c
<https://www.youtube.com/watch?v=EXJC5oUChNE&t=41s>

Upgrades
Firefighting



Firefighting (EN 81-72)

Firefighting elevators allow firefighters to rescue passengers who may be trapped on upper floors during an event of emergency in a building

Advantages

- Trap doors and ladders for rescue operations
- Splashing water protection for electrical components in shaft and on car
- Operation according to EN 81-72

How to

Find out about firefighting elevators (EN 81-72) at
<https://kleemannlifts.com/product/feature/firefighting>



Products

Elevators



Passenger lifts

FlexyLIFT R
Atlas Basic
Atlas RPH R
Atlas Gigas R
HRS

Homelifts

Maison100 E
Maison100 H

Freight lifts

Hydraulic
Atlas Super Gigas

Passenger FlexyLIFT R

A versatile hydraulic lift solution that can fit buildings with limitations in shaft dimensions and machine room position

Type of lift > Hydraulic



Extra features & upgrades

KLEEMANN LIVE	KLEEMANN PORTAL	GREEN LIFT	ANTI-VANDAL (EN 81-71)
EARTHQUAKE RESISTANT (EN 81-77)	HYGIENE SOLUTIONS		

Recommended uses

Residential

Description & features

FlexyLIFT R is a cost-effective, eco-friendly and versatile lift solution that can be adapted to fit specific shaft dimensions and machine room requirements. It is ideal for existing or new residential buildings that have pit and headroom limitations. The small cabinet option for the power unit and controller, enables installation in shafts with or without a machine room.

Minimum requirements

Offering a rated load capability of 180–1000kg, almost no pit depth requirements and a minimum headroom of 2600mm, FlexyLIFT R is the perfect hydraulic solution for lift modernization in low and mid-rise buildings.

Outstanding ride quality

FlexyLIFT R is designed to deliver both premium quality construction and exceptional ride comfort. Low noise levels and minimal vibrations ensure a smooth and pleasant passenger experience.

Technical specifications

Model	FlexyLIFT R
Rated load (Kg)	180-1000
Suspension	1:2
Machine room	MR
Max travel (m)	25
Max number of stops	8
Max speed (m/s)	0,74
Min pit depth (mm)	300
Min headroom (mm)	2600
Maximum car entrances	3
Complies with	Lifts Directive 2014/33/EU

[https://kleemannlifts.com/
products/elevators/residential/
flexylift-r-residential-buildings](https://kleemannlifts.com/products/elevators/residential/flexylift-r-residential-buildings)

Elevators
Passenger lifts
Atlas Basic

Passenger Atlas Basic

The cost-effective traction solution for rated loads up to 1050kg, ideal for mid-rise buildings

Type of lift > Traction



Extra features & upgrades

KLEEMANN LIVE	KLEEMANN PORTAL	GREEN LIFT	ANTI-VANDAL (EN 81-71)
FIREFIGHTING (EN 81-72)	HYGIENE SOLUTIONS	DESTINATION CONTROL SYSTEM	SCAFFOLDLESS INSTALLATION

Recommended uses

Residential
Commercial & Public

Description & features

Atlas Basic is a highly economical traction MRL solution for residential buildings. Serving rated loads of 375–1000kg, it is designed to offer both reduced total cost of ownership (TCO) and value for money.

Minimizing sound & costs

With premium quality gearless motor and speeds of up to 1.6m/s, it is equipped with a state-of-the-art inverter that minimises sound, ensures ride quality and a very low energy consumption.

Emergency evacuation

In the event of power failure, the emergency evacuation system ensures safe transportation of passengers to the nearest floor where doors automatically open to allow car exit.

Low noise levels

Remarkably low noise levels inside and outside the cabin. The noise level inside the cabin (measured according to ISO 18738) during the lift operation reaches 52-54 dB.

Technical specifications

Model	Atlas Basic
Rated load (Kg)	375-1000
Suspension	2:1
Machine room	Machine Room-Less (MR as an option)
Max travel (m)	45
Max number of stops	16
Max speed (m/s)	1,6
Min pit depth (mm)	1100
Min headroom (mm)	3400
Maximum car entrances	2
Complies with	Lifts Directive 2014/33/EU



<https://kleemannlifts.com/products/elevators/commercial-public/atlas-basic-commercial-public-buildings>

Elevators
Passenger lifts
Atlas RPH R

Passenger Atlas RPH R

A highly practical solution for buildings with pit and headroom limitations, also recommended for existing buildings

Type of lift > Traction



Extra features & upgrades

KLEEMANN LIVE	KLEEMANN PORTAL	GREEN LIFT	ANTI-VANDAL (EN 81-71)
FIREFIGHTING (EN 81-72)	HYGIENE SOLUTIONS		

Recommended uses

Residential
Commercial & Public

Description & features

Atlas RPH R provides a practical traction MRL solution for residential buildings with pit and headroom limitations. Suitable for rated loads up to 1050kg, Atlas RPH R features KLEEMANN's premium quality gearless motor and speeds of up to 1m/s.

Ease of installation

Atlas RPH R needs only one wall for the installation with most of the subunits pre-assembled and ready to be installed.

Spatial efficiency

Suitable for buildings with reduced pit and headroom, Atlas RPH R is ideal for modernization of existing lifts. Designed to support the installation of up to three cabin doors.

Advanced inverter

The state-of-the-art inverter minimises noise and delivers outstanding ride quality and exceptionally low energy consumption. Ideal for the modernization of existing lifts and those with narrow shafts, Atlas RPH R complies with Lifts Directive 2014/33/EC and standards EN81-20 and EN81-21.

Technical specifications

Model	Atlas RPH R
Rated load (Kg)	450-1050
Suspension	2:1
Machine room	Machine Room-Less
Max travel (m)	40
Max number of stops	14
Max speed (m/s)	1,0
Min pit depth (mm)	320
Min headroom (mm)	2600
Maximum car entrances	3
Complies with	Lifts Directive 2014/33/EU



<https://kleemannlifts.com/products/elevators/commercial-public/atlas-rph-r-commercial-public-buildings>

Elevators
Passenger lifts
Atlas Gigas R

Passenger Atlas Gigas R

The ideal option for rated loads up to 2500kg and for high density passenger flow buildings with minimum waiting times

Type of lift > Traction



Extra features & upgrades

KLEEMANN LIVE	KLEEMANN PORTAL	GREEN LIFT	ANTI-VANDAL (EN 81-71)
EARTHQUAKE RESISTANT (EN 81-77)	FIREFIGHTING (EN 81-72)	HYGIENE SOLUTIONS	DESTINATION CONTROL SYSTEM

Recommended uses

Commercial & Public
Hotel
Hospital
Industrial

Description & features

Atlas Gigas R is an ideal traction solution for a range of rated loads of 1050–2500kg and up to 1,6m/sec. Offering the option to install a larger car in a standardized shaft, Atlas Gigas R provides optimum space efficiency for buildings with high density passenger flow.

Stopping accuracy

Due to its gearless motor and state-of-the-art inverter, Atlas Gigas R offers excellent stopping accuracy that does not exceed 2mm while the ride quality exceeds all quality standards (measurements based on ISO 18738).

Machine lifting system

Atlas Gigas R is supplied with a machine lifting system, especially designed to facilitate the installation of high rated load lifts, hence, larger motors.

Spatial efficiency

Optimum space efficiency is granted for high density passenger flow provided by the capability for larger car installation in a standard shaft.

Technical specifications

Model	Atlas Gigas R
Rated load (Kg)	1150-2500
Suspension	2:1
Machine room	Machine Room-Less (MR as an option)
Max travel (m)	45
Max number of stops	16
Max speed (m/s)	1,6
Min pit depth (mm)	1100
Min headroom (mm)	3800
Maximum car entrances	2
Complies with	Lifts Directive 2014/33/EU



<https://kleemannlifts.com/products/elevators/commercial-public/atlas-gigas-for-commercial-public-buildings>

Elevators
Passenger lifts
HRS

Passenger HRS

A high-speed solution for big buildings with high density passenger flow

Type of lift > Traction



Extra features & upgrades

KLEEMANN LIVE	ANTI-VANDAL (EN 81-71)	EARTHQUAKE RESISTANT (EN 81-77)	FIREFIGHTING (EN 81-72)
HYGIENE SOLUTIONS	DESTINATION CONTROL SYSTEM		

Recommended uses

Commercial & Public
Hotel

Description & features

The high-speed HRS KLEEMANN Lift delivers outstanding ride quality and innovative Remote Lift Monitoring System. Destination Control ensures reduced waiting times and smooth passenger experience.

Premium ride quality

The isolated roller guide shoes limit vibrations and offer premium ride quality and cost saving. Exceptionally long service life for rollers due to the spring system and the permanent contact with the guide rail.

Remote Lift Monitoring System

Providing the opportunity for improved lift management, the Remote Lift Monitoring System is an excellent solution for buildings with multiple lifts enabling the efficient and simultaneous management of up to 18 lifts.

Reduced waiting times

The Destination Control System reduces waiting times by serving the increased number of calls, where it is important for the passengers to be transported rapidly.

<https://kleemannlifts.com/products/elevators/commercial-public/hrs-for-commercial-public-buildings>




Technical specifications

Model	HRS (MRL)	HRS (MR)
Rated load (Kg)	630-1275	1000-1600
Suspension	2:1	2:1
Machine room	Machine Room-Less	Machine Room
Max travel (m)	150	150
Max number of stops	47	47
Max speed (m/s)	2,5	4,0
Min pit depth (mm)	1800	1800
Min headroom (mm)	4450	4140
Maximum car entrances	2	2
Complies with	Lifts Directive 2014/33/EU	Lifts Directive 2014/33/EU

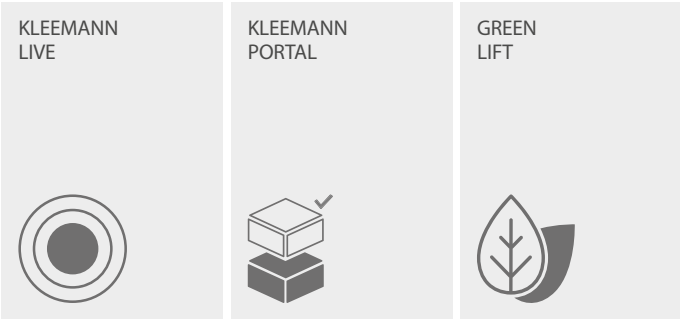
Homelift Maison100 E

The innovative electric cabin platform lift, with premium design, that makes best use of available space and is extremely energy efficient

Type of lift > Electric



Extra features & upgrades



Recommended uses

Private residences

Description & features

Acknowledging the importance of space availability, KLEEMANN introduces Maison100 E, with 100mm minimum pit depth and 2500mm headroom required. Available with semi-automatic or automatic doors, Maison100 E can be also provided with an aluminum shaft construction where a masonry shaft is not available.



Technical specifications

Model	Maison100 E
Rated load (Kg)	Up to 385
Max travel (m)	12
Max number of stops	5
Max speed (m/s)	0,15
Pit depth (mm)	100
Headroom (mm)	2500
Maximum car entrances	2
Complies with	Machinery Directive 2006/42/EC

Premium Design

Cabin's special design ensures ease of installation while the RGB colours' lighting creates an outstanding ambience.

Fast and easy installation

Smart and compact design for installation in just 3 days.

Plug n' play solution

Prewired shaft wiring and single-phase power supply.

Low noise levels

Innovative electric drive (VVVF controlled) guarantees remarkably low noise levels in and out of the cabin.

[https://kleemannlifts.com/
products/elevators/home-
solutions/maison100-e-home-
solutions](https://kleemannlifts.com/products/elevators/home-solutions/maison100-e-home-solutions)

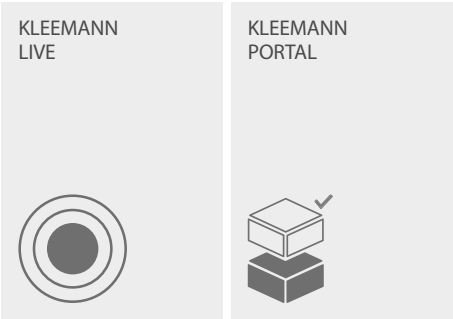
Homelift Maison100 H

Safety and style with this value for money hydraulic home lift solution, with minimum space requirements

Type of lift > Hydraulic



Extra features & upgrades



Recommended uses

Private residences

Description & features

Ideal for comfort and ease, Maison100 H, is designed and manufactured according to Machinery Directive 2006/42/EC and meets any need for transportation and mobility. A value for money solution that provides access inside or outside a multi-storey private residence and guarantees safety and style.



Technical specifications

Model	Maison100 H
Rated load (Kg)	Up to 385
Max travel (m)	12
Max number of stops	5
Max speed (m/s)	0,15
Pit depth (mm)	100
Headroom (mm)	2500
Maximum car entrances	2
Complies with	Machinery Directive 2006/42/EC

Value for money

Its very low energy consumption (lower than a kitchen oven) in conjunction with its cabin design, makes Maison100 H the ideal value for money choice. With 100mm minimum pit depth and 2400mm headroom required, it is perfectly suitable for buildings with or without concrete shaft and with shaft pit and headroom limitations.

Optimum use of space

The pit and headroom requirements are amongst the most competitive in the market for enclosed cabin platform lifts. Maison100 H for Home Solutions offers optimum space efficiency by providing the opportunity of installing larger car in a standard shaft.

Plug n’ play solution

Prewired shaft wiring and single-phase power supply.

Premium ride quality

Maison100 H offers a premium ride quality, with the new controller Genius20, with tape head system for precise floor levelling and a 2-speed hydraulic valve.

<https://kleemannlifts.com/products/elevators/home-solutions/maison100-h-home-solutions>

Freight Hydraulic

A powerful hydraulic solution for freight transportation up to 10.000kg

Type of lift > Hydraulic



Extra features & upgrades

KLEEMANN LIVE

ANTI-VANDAL (EN 81-71)

EARTHQUAKE RESISTANT (EN 81-77)

HYGIENE SOLUTIONS

Technical specifications

Model	Hydraulic Freight
Rated load (Kg)	1050-10000
Suspension	1:1 , 2:1
Machine room	Yes
Max travel (m)	26
Max number of stops	9
Max speed (m/s)	0,5 (depending on the max load)
Min pit depth (mm)	1000
Min headroom (mm)	3450
Maximum car entrances	2
Complies with	Lifts Directive 2014/33/EU

Recommended uses

Industrial
Car Lift
Hospital
Commercial

Description & features

KLEEMANN hydraulic freight lifts combine maximum durability and high operating reliability. Their flexible design and manufacturing process provide them with the unique capability to be customized according to the building's requirements. They can handle any load up to 10.000kg which makes them the perfect solution for applications in industrial buildings, plants, warehouses, super markets etc.

Safety features

It is equipped with light curtains to provide additional safety and overload detection.

Robust construction

Equipped with heavy duty types of doors and sill tracks, cabin and protective bumper rails for extra robustness.

<https://kleemannlifts.com/products/elevators/industrial/hydraulic-freight>

Freight Atlas Super Gigas

Robust and reliable traction solution
for freight transportation up to 5.000kg,
designed to fully exploit shaft space

Type of lift > Traction



Extra features & upgrades

KLEEMANN
LIVE

ANTI-VANDAL
(EN 81-71)

EARTHQUAKE
RESISTANT
(EN 81-77)

HYGIENE
SOLUTIONS

Recommended uses

Industrial
Car Lift
Hospital
Commercial

Description & features

Atlas Super Gigas is the optimum solution for freight transportation of rated loads up to 5.000kg. Equipped with KLEEMANN's premium quality gearless motor and state-of-the-art inverter, it presents excellent performance, ride quality and a low energy consumption. Fully exploiting the shaft space, it features tailored cargo lift struts.

Safe door closing

Atlas Super Gigas is equipped with light curtains to provide additional safety and protection when the car doors are closing.

Spatial efficiency

Optimum space efficiency by offering the option of a larger car installation in a standard shaft for rated loads up to 5.000kg.

Outstanding ride quality

Premium quality and exceptional ride comfort are delivered by both a gearless motor and a state-of-the-art inverter.

Stopping accuracy

Excellent stopping accuracy less than 2mm, while the ride quality exceeds all quality standards (based on ISO 18738).



Technical specifications

Model	Atlas Super Gigas
Rated load (Kg)	2500-5000
Suspension	4:1
Machine room	Machine Room-Less
Max travel (m)	45
Max number of stops	16
Max speed (m/s)	1
Min pit depth (mm)	1400
Min headroom (mm)	3900
Maximum car entrances	2
Complies with	Lifts Directive 2014/33/EU

[https://kleemannlifts.com/
products/elevators/industrial/
atlas-super-gigas-for-industrial-
buildings](https://kleemannlifts.com/products/elevators/industrial/atlas-super-gigas-for-industrial-buildings)

Comparative technical chart

Model	Passenger lifts					
	FlexyLIFT R	Atlas RPH R	Atlas Basic	Atlas Gigas R	HRS	
Type	Hydraulic	Traction	Traction	Traction	Traction	
Rated Load (Kg)	180-1000	450-1050	375-1000	1150-2500	630-1275	1000-1600
Suspension	1:2	2:1	2:1	2:1	2:1	2:1
Machine Room	MR	MRL	MRL	MRL	MRL	MR
Max Travel (m)	25	40	45	45	150	150
Max Number of Stops	8	14	16	16	47	47
Max Speed (m/s)	0,74	1,0	1,6	1,6	2,5	4,0
Min Pit Depth (mm)	300	320	1100	1100	v=2,0 m/s 1800 v=2,5 m/s 1950	v=2,0 m/s 1800 v=2,5 m/s 1950 v=3,0 m/s 1950 v=4,0 m/s 3800
Min Headroom (mm)	2600	2600	3400	3800	v=2,0 m/s 4450 (630-1000kg) v=2,0 m/s 4500 (1275kg) v=2,5 m/s 4700 (630-800kg) v=2,5 m/s 4750 (1000-1275kg)	v=2,0 m/s 4140 v=2,5 m/s 4380 v=3,0 m/s 4470 v=4,0 m/s 4680
Maximum Car Entrances	3	3	2	2	2	2
Main standard	EN81-20 & EN81-21	EN81-20 & EN81-21	EN81-20	EN81-20	EN81-20	EN81-20
Complies with	Lifts Directive 2014/33/EU	Lifts Directive 2014/33/EU	Lifts Directive 2014/33/EU	Lifts Directive 2014/33/EU	Lifts Directive 2014/33/EU	Lifts Directive 2014/33/EU
Recommended use	Residential	Residential, Commercial & Public	Residential, Commercial & Public	Commercial & Public, Industrial, Hotel, Hospital	Commercial & Public, Hotel	

Homelifts		Freight lifts	
Maison100 H	Maison100 E	Hydraulic Freight	Atlas Super Gigas
Hydraulic	Electric	Hydraulic	Traction
Up to 385	Up to 385	1050-10000	2500-5000
1:2	6:1	1:1 , 1:2	4:1
MRL (with machinery cabinet)	MR	MR	Machine Room-Less
12	12	24	45
5	5	9	16
0,15	0,15	0,74	1
100	100	1000	1400
2500	2500	3450	3900
2	2	2	2
---	---	EN81-20	EN81-20
Machinery Directive 2006/42/EC	Machinery Directive 2006/42/EC	Lifts Directive 2014/33/EU	Lifts Directive 2014/33/EU
Private residence	Private residence	Industrial Car Lift Hospital Commercial	Industrial Car Lift Hospital Commercial



Products Modernization Solutions

Modernization Solutions




Customized, reliable and compatible modernization solutions from full replacement or partial modernization, to components' replacement and special applications, that upgrade the user experience, effecting both the aesthetic and the mechanical part of elevators

Choose from a wide
range of options and
find those that match
your requirements

- Machine (geared / gearless)
- Controller Genius20 (many options for cabinet)
- Sling (hydro / traction / counterweight)
- Cabin
- Doors
- Piston / power unit
- Shaft material (ropes, guide rails, encoder, oil cooler etc)

Modernization kits



KLEEMANN MOD Kits provide you with solutions that meet all standards and safety requirements

Safety kit

Safety kit ensures the safe operation of the lift for both passengers and technicians (includes safety gear, overspeed governor, emergency auto dialer).

A3 kit

Unintended car movement can be prevented with the installation of A3 kits (includes overspeed governor, controller, machine gearless or geared with slow shaft brake, bidirectional safety gears).

Eco friendly kit

Eco friendly kit ensures excellent ride quality and energy consumption for traction (includes gearless machine, LED lights, halogen free wiring) and hydraulic lifts (hydro VVVF).

EN81-21 kit

EN81-21 kit ensures that the existing lift obtains same safety level with a new one (includes, extra locking device, apron, base and maintenance beam low pit, split balustrade, controller).

Aesthetics kit

Upgrade the design of your lift by choosing from a wide range of cabins, car and landing operating panels.

EN81-20 kit

Upgrade the existing lift to recent European standards EN 81.20 to enhance safety for both passengers and lift technicians.

Hygiene kit

Choose from a complete series of hygiene products (touchless or antibacterial buttons, cabin air purifier, handrail sterilizers) to enhance the passengers' health inside the lift and on the moving walk.

EN81-72 kit

Upgrade and modify the existing lifts under EN 81.72 European norm, for Fire Services use.

[https://kleemannlifts.com/
products/modernisation-
solutions](https://kleemannlifts.com/products/modernisation-solutions)



Products Accessibility solutions

FreeSTAIR with seat
FreeSTAIR for wheelchair
FreeSTAIR Hydraulic Lifting System

FreeSTAIR with seat

Systems with seat that can be custom
fit to match any need and improve
mobility both indoors and outdoors



Technical specifications

Model	KSL 200	A 130	A180	Alpha	T80 Stairlift
Type	Straight / Circular	Straight	Straight / Circular	Straight / Circular	Straight / Circular
Rated Load (kg)	130	127	120	130 (optional 145)	225
Installation	Indoors / Outdoors	Indoors / Outdoors	Indoors	Indoors / Outdoors	Indoors / Outdoors
Max Travel- stops	4 Stops	2 Stops	4 Stops	4 Stops	4 Stops
Max speed (m/s)	0,1	0,1	0,1	0,1	0,1
Inclination (degrees)	0-70	27-55	0-58	0-58	0-60
Power Supply	Rechargeable batteries	Rechargeable batteries	Rechargeable batteries	Rechargeable batteries	Rechargeable batteries
Required staircase width	90	80	90	90	90
Motor Power	24V DC / 0,35Kw	24V DC / 0,25Kw	24V DC / 0,375Kw	24V DC / 0,35Kw	24V DC / 0,55Kw

Extra features

- Indoor or outdoor installation
- Designed for maximum safety and comfort
- Remote control with ‘hold to run’ buttons
- Variety of seat and metal structure colours

Description & features

KLEEMANN FreeSTAIR systems with seat, have been specially designed to help users of all ages who have difficulty climbing stairs. The systems are custom-made for each individual application, so they can be fitted to any indoor or outdoor staircase and in houses with both straight and curved staircases. They are available in a number of different models, providing solutions to meet the needs of any user.

Recommended uses

Indoor and outdoor staircases

[https://kleemannlifts.com/
products/accessibility/freestair-
with-seat](https://kleemannlifts.com/products/accessibility/freestair-with-seat)

FreeSTAIR for wheelchair

Elevating systems for wheelchairs offering autonomy, safety and comfort to users, ideal for public and private spaces



Technical specifications

Model	T100 Platform	T80 Platform	V64	V65	Delta	Stratos
Rated load (kg)	300	300	300	300	300	300
Installation	Indoors/Outdoors	Indoors/Outdoors	Indoors/Outdoors	Indoors/Outdoors	Indoors/Outdoors	Indoors/Outdoors
Inclination (degrees)	15-45	0-60	7-50	0-45	Up to 52	0-47
Platform sizes (mm)	750*1000 or 800*1000 - Special sizes are possible up to 900*1500	680*840, 700*900, 750*1000, 800*1000 - Special sizes are possible up to 900*1200mm	830*700, 1050*770 with independent or retractable arms 1250*800 only with independent arms	830*700, 1050*770 with independent or retractable arms 1250*800 only with independent arms	700*750, 750*850, 800*900, 800*1000 Special Up to 900*1250	700*750, 750*850, 800*900, 800*1000 Special Up to 900*1250mm
Colours	RAL 7047-8022-9002-9007	RAL 9032-7047-8022-9002-9006-9007	Unit RAL 9018, Rail RAL 9005	"Unit RAL 9018, Rail RAL 9005"	Unit RAL 7035, Rail anodized aluminum	Unit RAL 7035, Rail Painted at RAL or St/St Special colors after request
Motor	24V DC	24V DC	220V AC	24V DC	24V DC	24V DC
Speed	0,08 m/sec	0,10 m/sec	0,07 m/sec	0,13 m/sec	0,10m/sec	0,10m/sec
Safety systems	Safety gear - "Hold to run" controls	Safety gear - "Hold to run" controls	Safety gear - "Hold to run" controls	Safety gear - "Hold to run" controls	Safety gear - "Hold to run" controls	Safety gear - "Hold to run" controls
Complies with	Machinery Directive 2006/42/EC - EC type examination certificate	Machinery Directive 2006/42/EC - EC type examination certificate	Machinery Directive 2006/42/EC - EC Declaration of conformity	Machinery Directive 2006/42/EC - EC Declaration of conformity	Machinery Directive 2006/42/EC - EC type examination certificate	Machinery Directive 2006/42/EC - EC type examination certificate

Extra features

- Indoor or outdoor installation
- Variety of metal structure colours
- Seat adjustable to platform (optional)
- Remote control with 'hold to run' buttons
- EC Type Examination Certificate

Description & features

KLEEMANN FreeSTAIR for wheelchairs systems, have been designed to enable wheelchair users to move with autonomy, safety and comfort, offering access to any building where the installation or use of a conventional lift is not possible. They can be installed in both indoor and outdoor spaces, and mounted either on the wall or on the floor. An ideal solution for both public and private spaces.

Recommended uses

Public and private spaces

<https://kleemannlifts.com/products/accessibility/freestair-for-wheelchair>

FreeSTAIR Hydraulic Lifting System

System for users with limited mobility that enables access to buildings where installation of a conventional lift is not possible



Technical specifications

Model	FreeSTAIR Hydraulic Lifting System (Vertiplat)
Rated Load (kg)	300
Max Travel (m)	7m (total)
Max Speed (m/s)	0,1
Min pit depth (mm)	120
Complies with	Machinery Directive 2006/42/EC
Power Supply	Single or 3 phase motor 50/60 Hz

Extra features

- Indoor or outdoor installation
- Variety of colours and paint quality
- Available with cabin or platform (up to 3m)
- EC Type Examination Certificate

Description & features

KLEEMANN FreeSTAIR Hydraulic Vertical Lifting System (Vertiplat) has been designed for users with limited mobility, enabling access to buildings where installation or operation of a lift is not possible. It is the most cost-effective solution for vertical transportation of up to 7m. The system requires minimum space, making it an ideal solution for both internal and external applications.

Recommended uses

All buildings, indoor and outdoor applications

<https://kleemannlifts.com/products/accessibility/freestair-hydraulic-vertical-lifting-system>



Products

Escalators & Moving Walks

Escalators

KEC Commercial
KEH Heavy Duty

Moving Walks

KTC Commercial
KTH Commercial
KTW Heavy duty

Escalators & Moving Walks

Varied solutions with custom-made design that offer exceptional ride quality, safety and energy efficiency



Technical specifications



Moving Walk Model	KTC Commercial	KTH Commercial	KTW Heavy duty
Working hours (per day)	16-20	16-20	20-24
Capacity / hour (Theoretical value according to EN115-1:2017, Annex H)	Up to 6000 passengers	Up to 6000 passengers	Up to 6000 passengers
Inclination	10° / 11° / 12°	10° / 11° / 12°	0°- 6° / 10° / 11° / 12°
Step Width (mm)	800 / 1000	800 / 1000	1000 / 1200 / 1400
Horizontal movement (mm)	400 (at top)	400 (at both landings)	
Operating Speed (m/s)	0,5	0,5	0,5
Vertical rise (m)	2-8	2-8	0-8 (max length 120)
Motor type	AC1 or VVVF	AC1 or VVVF	AC1 or VVVF
Installation	Indoor, semi-outdoor, outdoor	Indoor, semi-outdoor, outdoor	Indoor, semi-outdoor, outdoor

Product description & features

KLEEMANN Escalators & Moving Walks are the ideal solution for installations in hotels, hospitals, public and commercial buildings. KLEEMANN offers unique, tailor-made design services for commercial or heavy- duty Escalators with a wide range of options and customized solutions for all projects.

Technical specifications



Escalator Model	KEC Commercial	KEH Heavy Duty
Working hours (per day)	16-20	20-24
Capacity / hour (Theoretical value according to EN115-1:2017, Annex H)	Up to 6000 passengers	Up to 7300 passengers
Inclination	30° / 35°	30° / 35°
Step Width (mm)	600 / 800 / 1000	600 / 800 / 1000
Operating Speed (m/s)	0,5	0,5 or 0,65
Vertical rise (m)	2-7,5	2-35
Motor type	AC1 or VVVF	AC1 or VVVF
Installation	Indoor, outdoor, marine	Indoor, outdoor, marine

Recommended uses

Public and commercial buildings

Outstanding ride quality

Designed to ensure both high quality construction and exceptional ride comfort. Low noise levels and minimal vibrations provide a smooth and comfortable passenger experience that will meet even the strictest requirements.

Ease of installation

Ease of installation and use, providing spatial efficiency and reliability.

Eco-friendly

Regeneration system to provide excellent ride quality while reducing energy usage by up to 60%. Many of the products' parts recyclable (steps, brush profile, glass panel clamps, etc).

Hygiene line

Three sterilizer solutions for the Escalators' / Moving Walks' handrail, available to provide protection from bacteria and viruses.

- Ultraviolet Lamp
- Sterile Touch
- UV Sterilizer

<https://kleemannlifts.com/products/escalators-moving-walks>



Products

Parking Systems

Car lifting systems

KTS 2200
KTS 3000

Scissor lift platforms

Single Scissor Platform
Double Scissor Platform

Vehicle Turntable

Vehicle Turntable

Hydraulic Parking Systems

Hydro Park 1127
Hydro Park 1123
Hydro Park TPTP-2

Puzzle parking systems

BDP-2

Independent Parking systems

Starke 2127
Starke 2227

Car Lifting Systems

Ideal solution for vertical transportation of vehicles where cement ramps or car lifts are not applicable



Scissor Lift Platforms

A simple and convenient solution to optimize parking space in areas with limited or restricted entrance



Technical specifications

Model	KTS 2200	KTS 3000
Rated Load (kg)	2200	3000
Max Travel (mm)	12000	10000
Stops	max 4	max 4
Platform (mm)	max 2440*5500	max 2440*5500
Speed (m/sec)	max 0,15	max 0,15
Pit depth (mm)	min 400	min 500
Headroom (mm)	min 2700	min 2700
Motor	9,5Kw/380V/50Hz	12Kw/380V/50Hz
Pistons	KZAC 100*5 / KZAC 100*8,5	KZAC 100*7,5
Tank	KLEEMANN T150	KLEEMANN T250
Controller	KTS GL-1	KTS GL-1
Block of valves	Blain KV15	EV100 3/4
Landing doors	Roller shutters with 3-phase external motor	
Complies with	Machinery Directive 2006/42/EC - EC type examination certificate	

KTS Car Lifting System is designed for the vertical transportation of vehicles between two or more levels. In buildings where the construction of a cement ramp or a car lift is not possible, the KTS System provides the ideal solution for vertical transportation of up to a maximum of 12 meters.

Description & features

[https://kleemannlifts.com/
products/parking-systems/car-
lifting-systems](https://kleemannlifts.com/products/parking-systems/car-lifting-systems)

Technical specifications

Model	Single Scissor Platform	Double Scissor Platform
Rated Load (kg)	3000	3000
Max Travel	4000	7400
Stops	2	3
Platform (mm)	max 3000*6000	max 3000*6000
Speed (m/sec)	0,05 - 0,08	0,05 - 0,08
Pit depth (mm)	min 500	min 600
Headroom (mm)	min 2500	min 2500
Motor	5,5Hp/380V/50Hz	7,5Hp/380V/50Hz
Piston-Cylinder	2 items Ø70-Ø120X135	2 items Ø80-Ø140X160
Landing doors	Roller shutters with single-phase motor	
Complies with	Machinery Directive 2006/42/EC - EC type examination certificate	

Single and double Scissor Lift Platforms provide a simple and convenient way to facilitate and optimize parking space. Suitable for underground, lower and upper parking levels, they are an ideal choice for parking areas where entrances and exits are restricted or limited. They offer up to 3 stops, an array of safety features and the choice of either 4000mm or 7400mm vertical travel.

Description & features

[https://kleemannlifts.com/
products/parking-systems/
scissor-platforms](https://kleemannlifts.com/products/parking-systems/scissor-platforms)

Vehicle Turntable

Economical and convenient parking solutions that make the best use of available space for effortless parking



Technical specifications

Model	Vehicle Turntable
Min Pit Depth (mm)	250
Pit diameter (mm)	4600
Motor type	Hydraulic motor with slew ring drive
Rotation (degrees)	360

Product description & features

Vehicle Turntables facilitate parking in spaces that pose limitations such as a single entrance and exit. They offer an economical and convenient parking solution, maximizing utilization of available space, generating smooth traffic flow and enabling effortless parking. Featuring 360° rotation, driven by a hydraulic motor with slew ring drive, a 4600mm pit diameter and 250mm minimum pit depth, they can be customized to accommodate any specific platform and dimension requirements.

<https://kleemannlifts.com/products/parking-systems/vehicle-turntable>

Hydraulic Parking Systems

Customizable solutions that provide additional independent space where multiple parking lots are required



Technical specifications

Model	Hydro Park 1127	Hydro Park 1123	Hydro Park TPTP-2
Rated Load (kg)	2700	2300	2000
Equipment weight (kg)	1100	1000	850
Lifting height	2100mm	2100mm	1600mm
Usable platform width	2100mm	2100mm	2100mm
Power Supply	220-420V, 1-3phase, 50/60Hz	220-420V, 1-3phase, 50/60Hz	220-420V, 1-3phase, 50/60Hz
Control power	24V	24V	24V
Lock device	Dynamic	Dynamic	Dynamic
Lock release	Electric auto release	Electric auto release	Electric auto release
Operation	Key switch	Key switch	Key switch
Power Unit	2,2Kw hydraulic power pump	2,2Kw hydraulic power pump	2,2Kw hydraulic power pump
Lifting/lowing time	50/45 sec	50/45 sec	<45 sec
Finishing	Powder coating/ galvanized	Powder coating/ galvanized	Powder coating/galvanized
Basement height	-	-	Suitable for basements with available height 3000mm

Description & features

Installation of Hydraulic Car Parking Systems provides additional independent parking spaces for 2 vehicles. These systems can be customized to fix existing spaces and are an ideal solution when multiple parking spaces are required in new or existing buildings.

<https://kleemannlifts.com/products/parking-systems/parking-systems>

Puzzle Parking Systems

Parking systems that provide a range of multi-storey solutions that enable independent parking of multiple cars



Technical specifications

Model	BDP-2
Levels	2
Available car dimensions	1850*5070*1550-2050mm
Rated Load (kg)	2000-2500kg
Drive mode	Hydraulic cylinder + wipe ropes
Operation	Code, Card, Manual
Control	PLC centralized control system
Elevating speed	8-12 m/min
Sliding speed	7,5m/min
Power Supply	3phase/380V/50-60Hz
Finishing	Powder coating

Description & features

The selected parking space is moved to the desired position by means of an automatic control system and the parking spaces can be shifted vertically or horizontally. The systems integrate the latest advancements in stacking and sliding technology, maximizing the number of vehicles that can be accommodated in the available space.

<https://kleemannlifts.com/products/parking-systems/puzzle-parking-systems>

Independent Parking Systems

Independent parking lift platforms that allow the parking of a vehicle without moving other cars



Technical specifications

Model	Starke 2127	Starke 2227
Vehicles parked per unit	2	4
Rated capacity (kg)	2700	2700
Available car length (mm)	5000	5000
Available car width (mm)	2050	2050
Available car height (mm)	1700	1700
Waving plate	Galvanized steel sheet	Galvanized steel sheet
Drive mode	Hydraulic cylinder and chains	Hydraulic cylinder and chains
Operation	Keyswitch	Keyswitch
Lifting speed	30s	30s
Descending speed	25s	25s
Power supply	200-450V, 3phase, 50/60Hz	200-450V, 3phase, 50/60Hz
Finishing	Powder coating with Akzo Nobel powder	

Description & features

These independent parking lift platforms for 2 or 4 cars which are suitable for both commercial and residential purposes, allow the parking of a vehicle without moving any other car. The structure should be placed in a pit with certain dimensions and reinforced by fixing posts to walls.

<https://kleemannlifts.com/products/parking-systems/independent-parking-system>



Products

Marine Solutions

Machine Roomless Solution (MRL)
Machine Room Solution

Marine Solutions

A wide range of expert solutions for vertical transportation of passengers and goods in private or commercial vessels



Standard Dimensions Crew Elevator (MR-Machine room Beside Trunk)

Load Capacity (Persons)	Speed	Entrance Dimensions (mm)	Internal Car Dimensions (mm)	Trunk Dimensions (mm) ¹	Pit Depth	Headroom Height ²
		EWxEH	CWxCD	SWxSD		
300 kg (4 persons)	1m/s	800x2000	950x1100	1800x1800	1200	4500
500 kg (6 persons)	1m/s	800x2000	950x1300	1800x1850	1200	4500
750 kg (10 persons)	1m/s	800x2000	1200x1500	1800x2100	1200	4500

- Notes
- 1. Trunk dimensions do not include the deck cutting structure, stiffener, insulation etc (Clear trunk dimensions).
 - 2. The Headroom height dimensions apply for Internal Cabin height 2100mm.
 - 3. Please contact KLEEMANN for any other specifications

Technical specifications

Standard Dimensions Passenger Elevator (MR/MRL)

Load Capacity (Persons)	Speed	Entrance Dimensions (mm)	Internal Car Dimensions (mm)	Trunk Dimensions (mm) ¹	Pit Depth	Headroom Height ²
		EWxEH	CWxCD	SWxSD		
630 kg (8 persons)	1m/s	900x2000	1100x1400	1800x2000	950	3900
	1.6m/s				1250	4050
750 kg (10 persons)	1m/s	900x2000	1200x1500	1900x2050	950	3900
	1.6m/s				1250	4050
1000 kg (14 persons)	1m/s	900x2000	1100x2100	1800x2500	950	3900
	1.6m/s				1250	4050
1600 kg (22 persons)	1m/s	1200x2000	1500x2300	2400x2700	1200	3900
	1.6m/s				1300	4050
2000 kg (27 persons)	1m/s	1200x2000	1600x2500	2500x2900	1200	3900
	1.6m/s				1300	4050
2500 kg (33 persons)	1m/s	1200x2000	1800x2700	2700x3100	1200	3900
	1.6m/s				1300	4050

Description & features

KLEEMANN Marine solutions are ideal for vertical transportation of passengers and goods in private and commercial cruise ships, luxury yachts, ferries, cargo ships and offshore rigs. KLEEMANN offers tailored design options and flexible installation solutions that improve the operational functions and the overall environment of any vessel. Whether durable and reliable installations are required for the movement of heavy-duty freight in harsh environments, or the integration of sheer luxury and dependable functionality, KLEEMANN designs and creates the ideal solutions. Certified according to IACS requirements.

[https://kleemannlifts.com/
products/marine](https://kleemannlifts.com/products/marine)

KLEEMANN has a worldwide presence in over 100 countries with local presence in key market points. It stands out for its product range, high quality and control standards, world class design and for its expertise in custom made solutions. Constantly monitoring the global market trends, the company continues to innovate, grow, develop, and improve while consistently remaining in tune with its global character.



KLEEMANN
Your 1st Choice in Lifts

KLEEMANN HELLAS SA
Kilkis Industrial Area
P.O. BOX 25, Kilkis, 611 00 - Greece
G.E.M.I. 14486435000

While every effort has been made to ensure the accuracy of the information in this brochure, KLEEMANN assumes no responsibility for omissions or typographical errors.